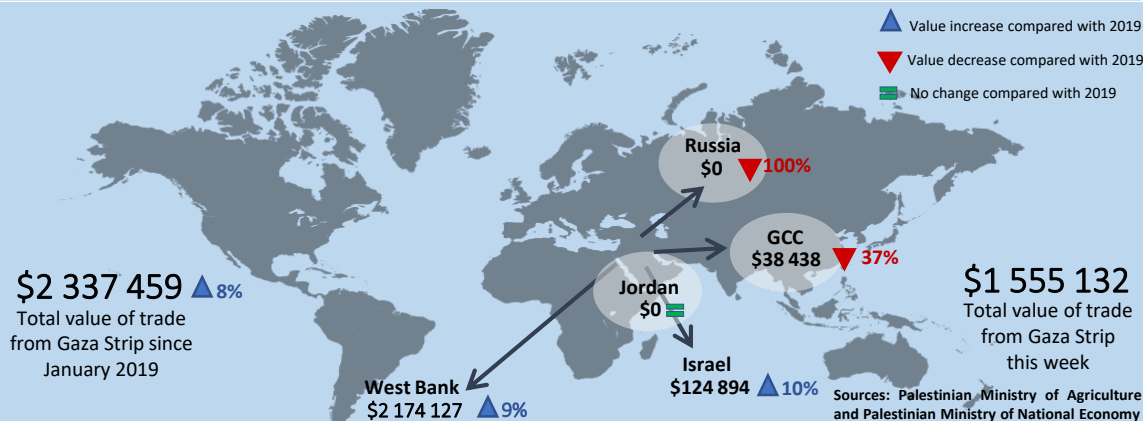


Total exported value (USD) by destination since January 2020



Weekly Agricultural Trade

Trade to West Bank

Crop	Tons
Tomato	1019.3
Cucumber	263.3
Strawberries	165.3
Zucchini	74.9
Sweet Pepper	57.4
Eggplant	50.2
Chili	37.1
Dates	13.0
Cauliflower	9.9
Sweet Potato	0.6
Cabbage	0.4
Total	1691.6

Exports to GCC

Crop	Tons
Tomato	23.25
Potato	6
Total	29.3

Exports to Israel

Crop	Tons
Tomato	176.4
Eggplants	35.0
Total	211.4

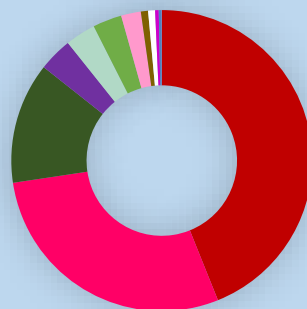
Gaza Strip

Agricultural Trade

5th to 9th January 2020

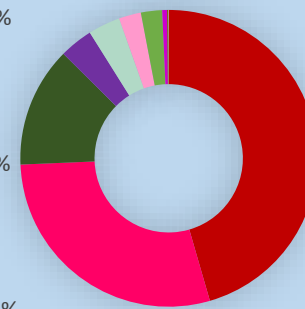
Total exports value by product since January 2020 (%)

- Tomato 43.9%
- Strawberries 28.7%
- Cucumber 13.0%
- Eggplant 3.6%
- Zucchini 3.3%
- Chili 3.1%
- Sweet Pepper 2.1%
- Potato 0.8%
- Cauliflower 0.7%
- Dates 0.390%
- Cabbage 0.3%
- Sweet Potato 0.02%

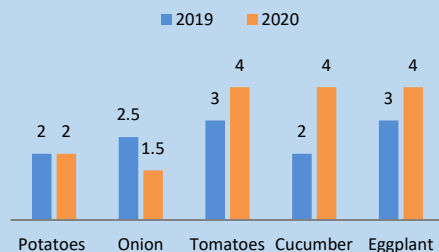


Weekly exports value by product (%)

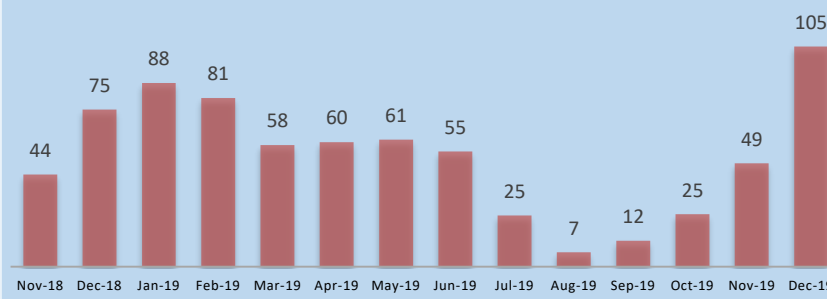
- Tomato 45.3%
- Strawberries 28.7%
- Cucumber 13%
- Eggplant 3.6%
- Zucchini 3.5%
- Sweet Pepper 2.4%
- Chili 2%
- Dates 0.5%
- Potato 0.1%
- Sweet Potato 0.02%
- Cauliflower 0.01%



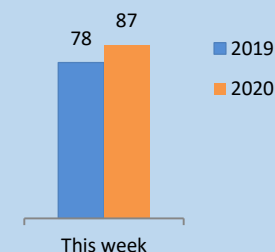
Main crops prices (NIS/KG) this week 2019 vs. 2020



Weekly average truckloads per month



Truckloads exiting Gaza this week 2019 vs. 2020



Fish trade to West Bank (Tons)

