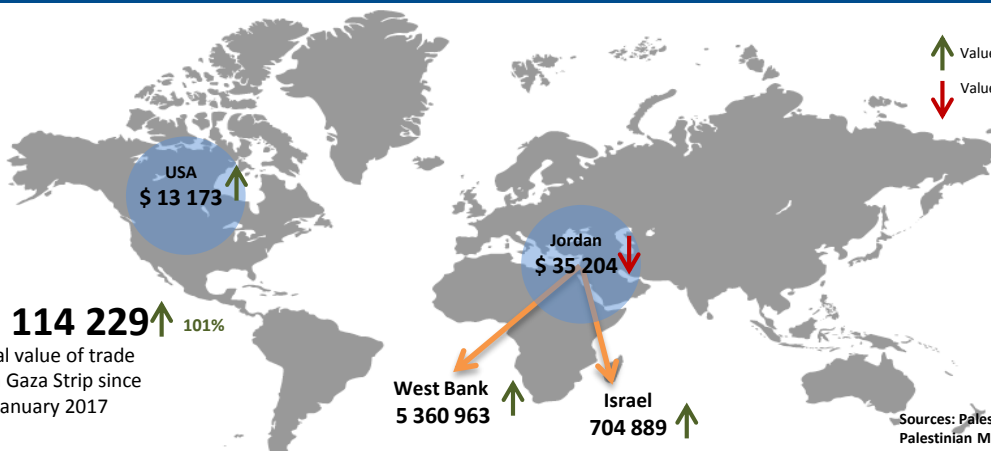




Total exported value by destination (USD) since January 2017

\$6 114 229 ↑ 101%
Total value of trade from Gaza Strip since January 2017



↑ Value increase compared with 2015
↓ Value decrease compared with 2015

\$783 134
Total value of trade from Gaza Strip this week.

Sources: Palestinian Ministry of Agriculture and Palestinian Ministry of National Economy

Weekly exports: Israel

Weekly exports: others

Weekly trade to the West Bank

TOMATOES 11 Truckloads 104.8 Tons
EGGPLANT 3 Truckloads 31.3 Tons
TOTAL 14 Truckloads 136.1 Tons

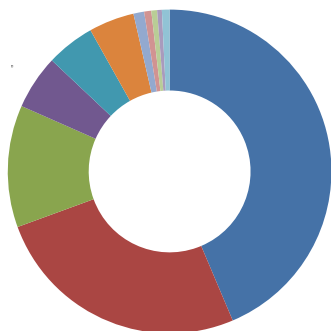
CHIVES 0.25 Truckloads 0.36 Tons	MINT 0.25 Truckloads 0.11 Tons
LEMON 1 Truckload 10.24 Tons	
TOTAL 1.5 Truckloads 10.71 Tons	

EGGPLANT 4.25 Truckloads 47.6 Tons	TOMATOES 48 Truckloads 488.08 Tons	CHERRY TOMATOES 0.75 Truckloads 8.56 Tons	TOTAL 78.5 Truckloads 848.43 Tons
ZUCCHINI 7 Truckloads 72.01 Tons	CUCUMBER 11 Truckloads 130.26 Tons	SWEET PEPPER 1 Truckload 19.4 Tons	
CHILI 2 Truckloads 23.49 Tons	STRAWBERRIES 3.5 Truckloads 44.63 Tons	CABBAGE 1 Truckload 14.4 Tons	

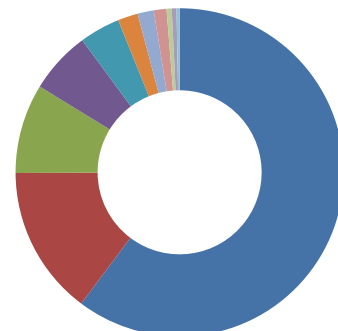
Total exports value by product since January 2017 (%)

Weekly exports value by product (%)

- Tomatoes 44%
- Strawberries 26%
- Cucumber 12%
- Zucchini 5%
- Sweet Pepper 5%
- Eggplant 5%
- Chili 1%
- Cherry Tomatoes 1%
- Lemon 0%
- Cauliflower 0%
- Others 1%



- Tomatoes 60%
- Strawberries 15%
- Cucumber 9%
- Zucchini 6%
- Eggplant 4%
- Sweet Pepper 2%
- Chili 2%
- Cherry Tomatoes 1%
- Lemon 1%
- Cabbage 0%
- Others 0%



Weekly average truckloads per month

Truckloads exiting Gaza Strip this week 2017 vs. 2016

