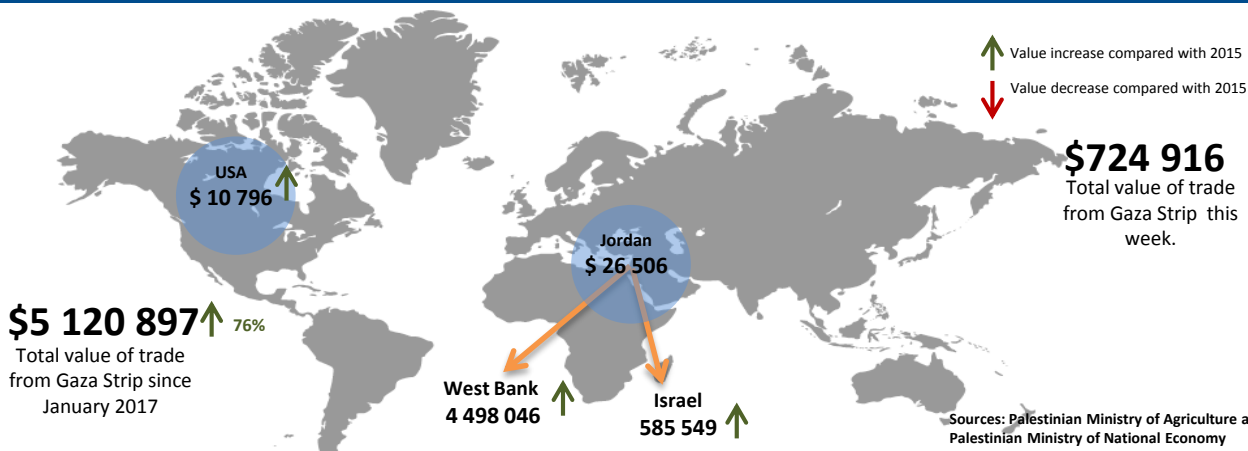




Total exported value by destination (USD) since January 2017



Weekly exports: Israel

Weekly exports: others

Weekly trade to the West Bank

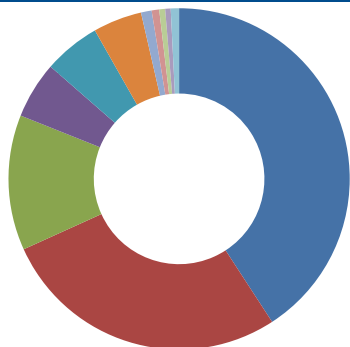
TOMATOES 6 Truckloads 63.36 Tons
EGGPLANT 2 Truckloads 18 Tons
TOTAL 8 Truckloads 81.36 Tons

CHIVES 0.25 Truckload 0.37 Tons
MINT 0.25 Truckload 0.11 Tons
TOTAL 0.5 Truckload 0.48 Tons

EGGPLANT 5 Truckloads 53.6 Tons	TOMATOES 39 Truckloads 438.64 Tons	CHERRY TOMATOES 0.25 Truckloads 2.24 Tons	TOTAL 73.5 Truckloads 790.56 Tons
ZUCCHINI 6 Truckload 69.12 Tons	CUCUMBER 12 Truckloads 126.72 Tons	SWEET PEPPER 2.5 Truckloads 19.47 Tons	
CHILI 0.75 Truckload 7.84 Tons	STRAWBERRIES 6.25 Truckloads 60.26 Tons	CABBAGE 1.75 Truckloads 12.67 Tons	

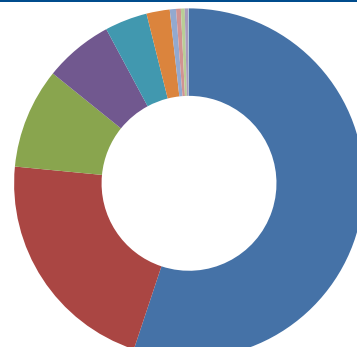
Total exports value by products since January 2017 (%)

- Tomatoes 41%
- Strawberries 27%
- Cucumber 13%
- Zucchini 5%
- Sweet Pepper 5%
- Eggplant 5%
- Chili 1%
- Cherry Tomatoes 1%
- Cauliflower 1%
- Lemon 0%
- Others 1%

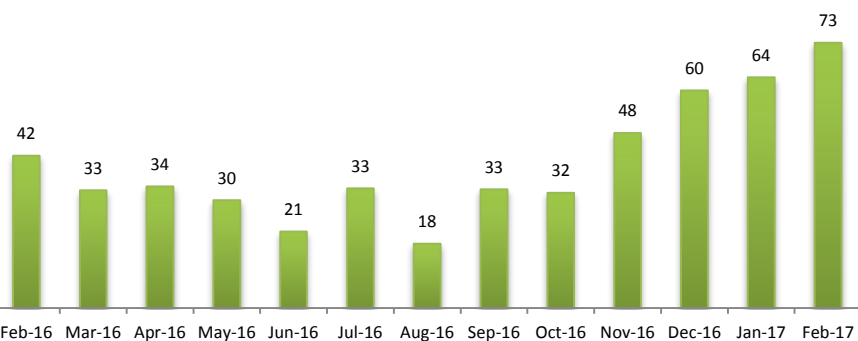


Weekly exports value by products (%)

- Tomatoes 55%
- Strawberries 21%
- Cucumber 9%
- Zucchini 6%
- Eggplant 4%
- Sweet Pepper 2%
- Chili 1%
- Cabbage 1%
- Cherry Tomatoes 1%
- Chives 0%
- Others 0%



Weekly average truckloads per month



Truckloads exiting Gaza Strip this week 2017 vs. 2016

